

SnO₂ nanosheets functionalized with PdPt bimetal and their selective detection of carbon monoxide and methane

Gaojie Li¹, Yu Fan¹, Zhixuan Cheng², Qun Xiang², Xiaohong Wang², Jiaqiang Xu^{1,2*}

¹ NEST Lab, Department of physics, College of Science, Shanghai University, Shanghai, 200444, China.

² NEST Lab, Department of chemistry, College of Science, Shanghai University, Shanghai, 200444, China.

*E-mail: xujiaqiang@shu.edu.cn

Abstract :

PdPt bimetal nanoparticles (~2.7 nm) were synthesized via Pd(acac)₂ and Pt(acac)₂ reduction in oleylamine with borane tributylamine complex. Then the SnO₂ nanosheets with PdPt nanoparticles (NPs) on their surface (0.5, 1, 1.5 wt%) were finally obtained by self-assembly. The composition and morphology of obtained PdPt/SnO₂ composites were characterized by XRD, TEM and XPS. Their gas sensing properties were carefully studied to detect hazardous gases (CH₄ and CO) in the coalmines. The results demonstrated that 1P-PdPt/SnO₂-A composite could not only effectively detect CO at 90 °C, but also detect CH₄ at 320 °C. Furthermore, compared with 1P-PdPt/SnO₂-B obtained by traditional reduction method, 1P-PdPt/SnO₂-A sensor displayed superior CO response (25 to 50 ppm) and CH₄ response (5.3 to 1000 ppm) at their optimum working temperature. The dramatically improved sensing performance can be attributed to the enhanced catalytic dissociation of the molecular adsorbate on the PdPt NPs surfaces and the repaired diffusion of the resultant active species to the oxide surface. On the other hand, PdPt NPs with uniform particle size and high dispersion on the oxide surface created more Schottky barrier-type junctions resulting in greater resistance changes during the reaction. Our present results demonstrate bimetal NPs have great potential in improving the gas sensitive performance of metal oxide semiconductors (MOSs).

Key words: PdPt bimetal, SnO₂ nanosheets, Carbon monoxide sensor, Methane sensor

Results and Discussion

Fig.1 shows that nearly monodispersed PdPt bimetal nanoparticles (NPs) with diameters of about 2.7 nm were successfully synthesized. The monodispersed PdPt NPs can easily be decorated on the surface of SnO₂ nanosheets by self-assembly[1].

Fig.2a displays the dynamic response of 1P-PdPt/SnO₂-A sensor to different concentration of CO at 90 °C. It is clear that 1P-PdPt/SnO₂-A sensor exhibits the high response (58 to 100 ppm) and excellent response and recovery properties (60/30 s to 100 ppm) at low temperature. Furthermore, Fig. 2b shows that 1P-PdPt/SnO₂-A sensor also displays outstanding sensing performance to different concentration of CH₄ at high temperature (320 °C).

As is known to all, gas disaster is the main factor restricting the safety production of coalmine, especially the gas like CH₄ and CO.

The lower and upper explosion limits of methane are 4.9% (4.9×10⁴ ppm) and 15.4% (1.54×10⁵ ppm), respectively [2]. One sensor can detect CH₄ and CO by adjusting the operating temperature, which will greatly increase its availability. Fig.3 shows the selectivity of the 1P-PdPt/SnO₂-A sensor on successive exposure to 1000 ppm CH₄ and 50 ppm other hazardous gases at 90 °C and 320 °C. It is obvious that the PdPt functionalized SnO₂ sensors exhibits the excellent selectivity to CO at 90 °C (Fig. 3a) and CH₄ at 320 °C (Fig. 3b), respectively. In addition, compared with 1P-PdPt/SnO₂-B (17 to 50 ppm CO, 3.8 to 1000 ppm CH₄), 1P-PdPt/SnO₂-A sensor displayed superior CO response (25 to 50 ppm) and CH₄ response (5.3 to 1000 ppm) at their optimum working temperature due to PdPt NPs with uniform particle size and high dispersion on the oxide surface.

In conclusion, the 1P-PdPt/SnO₂-A sensor can simultaneously detect CO and CH₄ by adjusting the working temperature, which has a great potential in practical application of coalmine safety. The enhanced gas sensing performance can be ascribed to the catalysis of PdPt NPs and the more Schottky barrier-type junctions.

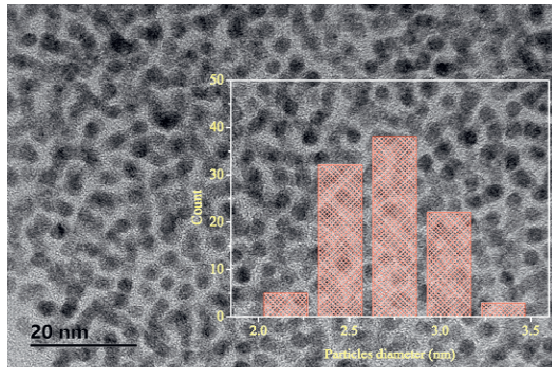


Fig.1 TEM image of monodispersed PdPt bimetal nanoparticles and the corresponding size distribution (inset).

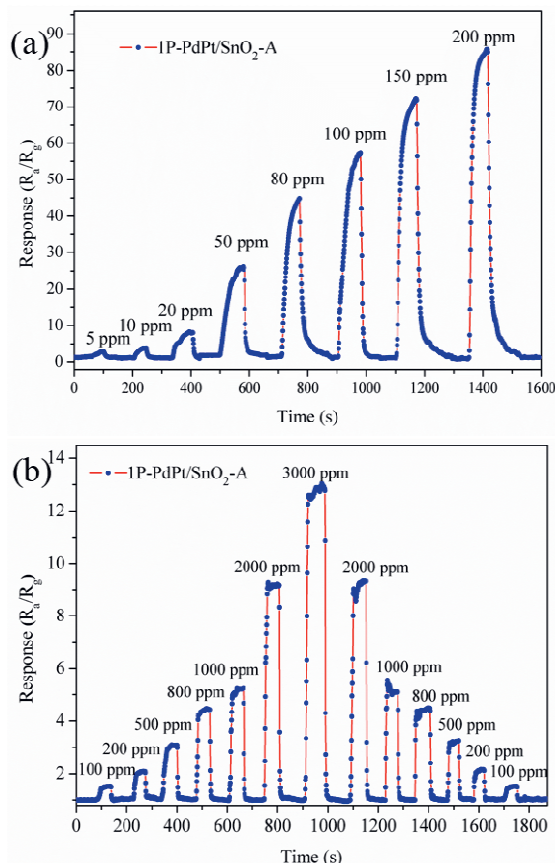


Fig.2 Dynamic response of 1P-PdPt/SnO₂-A sensor to different concentration of CO at 90 °C (a) and CH₄ at 300 °C (b).

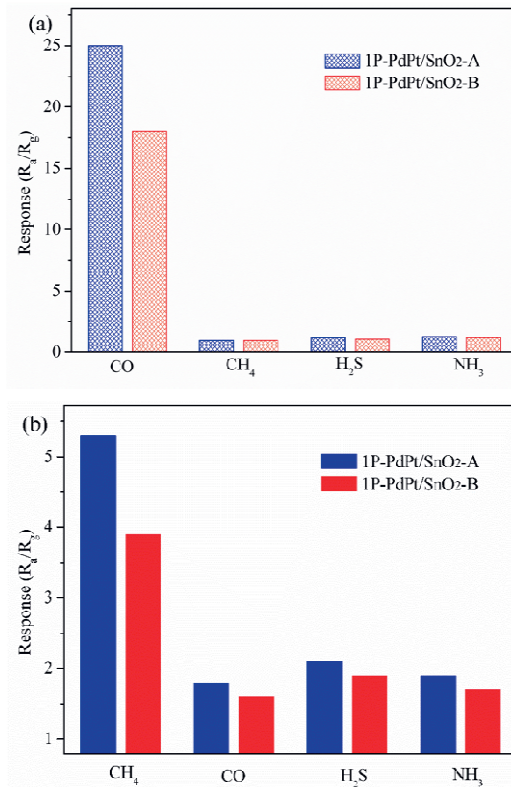


Fig.3 Selectivity of the sensor based on as-prepared composite on successive exposure to 1000 ppm CH₄ and 50 ppm other hazardous gases in the coalmines at 90 °C(a) and 320 °C(b).

Acknowledgement: The authors acknowledge the support of National Nature Science Foundation of China (61671284, U1704255).

Reference

- [1] Y. Zhang, Q. Xiang, J. Q. Xu, et al. Self-assemblies of Pd nanoparticles on the surfaces of single crystal ZnO nanowires for chemical sensors with enhanced performances, *Journal of Materials Chemistry*, 19, 4701-4706 (2009); doi: 10.1039/b822784e
- [2] S.G. De, C.F. De, R. Notel , et al. Comparison of two standard test methods for determining explosion limits of gases at atmospheric conditions. *Journal of Hazardous Materials*, 70,105-113(1999); doi: 10.1016/S0304-3894(99)00163-6